

GARDEN LANDSCAPING

“ In 2007, Buildbase provided everything and more for my three show winning gardens ”

Chris Beardshaw





Welcome to Garden Landscaping 2008

With over 140 branches nationwide and products from leading manufacturers, Buildbase can meet ALL of your landscaping and garden construction requirements

INSTALLATION

If you are not intending to install the products yourself then all BUILDBASE branches will know of contractors in your area that can help.

BUILDBASE is also an Affiliate Member of the British Association of Landscape Industries, BALI, which represents landscape contractors throughout the UK and promotes high quality standards in workmanship and service.



Visit www.bali.org.uk or tel 0870 770 4971 to find BALI members in your area.



TOOL & EQUIPMENT HIRE



2007

Medal winning gardens at Chelsea Flower show



2005

BUILDBASE aims to provide "Everything needed to construct the perfect garden, except the plants!" and has demonstrated this by sponsoring some of the most successful show gardens at Chelsea Flower Show in recent years.

All 3 of these gardens were constructed entirely with materials from BUILDBASE and all 3 WON the BBC Peoples' Choice Award for being the PUBLIC'S FAVOURITE SHOW GARDEN.



2004

If BUILDBASE can do this at the World's finest flower show, we can do the same for your garden too!

INSPIRATION & ADVICE

All branches can provide free manufacturers' brochures full of product information, design advice and installation guidance. Please ask for copies.

Our knowledgeable staff will also be pleased to offer advice and help with the calculation of quantities.



STONEMARKET



FENCING



GATES



GARDEN BUILDINGS



DECKING



GARAGE DOORS






Autumn Bronze

Autumn Gold

Autumn Cotswold

Autumn Silver

THE POPULAR CHOICE



OLD RIVEN



600 x 450mm	£5.75	EACH inc VAT
	£4.89	EACH exc VAT
450 x 450mm	£4.25	EACH inc VAT
	£3.62	EACH exc VAT
450 x 300mm	£3.25	EACH inc VAT
	£2.77	EACH exc VAT

MADOC WALLING



Full block weathered cotswold walling



£4.75	EACH inc VAT
£4.04	EACH exc VAT

CARPET STONES

£27.95
EACH inc VAT

£23.79
EACH exc VAT



Straight charcoal

MILLDALE colours



Old Ivory



Antique Chestnut



Golden Sand

MILLDALE CIRCLE

2400mm diameter

£189.95
EACH inc VAT

£161.66
EACH exc VAT



MILLDALE OCTAGON

2250mm

£269.95
EACH inc VAT

£229.74
EACH exc VAT



MILLDALE PATIO FEATURE KIT

2300 x 2800mm

£149.95
EACH inc VAT

£127.62
EACH exc VAT



Buff

OLD TOWN EDGING

£4.75
EACH inc VAT

£4.04
EACH exc VAT



Grey Geen or Weathered Limestone



Grey

PEAK RIVEN/MILFORD

450 x 450mm **£1.99** EACH inc VAT

£1.69 EACH exc VAT



FOR BEAUTIFUL GARDENS



YORKSTONE RADIUS PAVING



York Buff/Old English

Quadrant	£5.29	EACH inc VAT
	£4.50	EACH exc VAT
Inner Segment	£3.35	EACH inc VAT
	£2.85	EACH exc VAT
Mid Segment	£5.29	EACH inc VAT
	£4.50	EACH exc VAT
Outer Segment	£6.40	EACH inc VAT
	£5.45	EACH exc VAT

MILLSTONE PROJECT PACK



10.3 sq metres

£381.88
EACH inc VAT

£325.00
EACH exc VAT



MULBERRY PROJECT PACK



5.8 sq metres

£195.00
EACH inc VAT

£165.96
EACH exc VAT



YORKSTONE RIVEN PAVING

York Buff/Old English

600 x 600mm	£7.64	EACH inc VAT
	£6.50	EACH exc VAT
600 x 300mm	£4.82	EACH inc VAT
	£4.10	EACH exc VAT
300 x 300mm	£2.70	EACH inc VAT
	£2.30	EACH exc VAT



COTSTONE WALLING



Full block	£4.64	EACH inc VAT
	£3.95	EACH exc VAT

Half block	£3.11	EACH inc VAT
	£2.65	EACH exc VAT



YORKSTONE 6 SIZE PROJECT PACK

12.9 sq metres

York Buff & Old English

£299.95 EACH inc VAT

£255.28 EACH exc VAT

Weathered York
Weathered Bronze
Weathered Ochre

£319.95 EACH inc VAT

£272.30 EACH exc VAT

**THE
NATURAL
TOUCH**



**NATURAL SANDSTONE
PATIO PACK**



15.3 sq metres
£349.95 EACH inc VAT
£297.83 EACH exc VAT

**OCTAGON
KIT**



2500 x 2500mm
£295.95 EACH inc VAT
£251.87 EACH exc VAT



Fossil Buff Autumn Green Modac

**SANDSTONE WALLING
MIXED PACK**



per sq metre
£116.69
 inc VAT
£99.31
 exc VAT



Fossil Buff Autumn Green Modac Sunset Buff Russet Brown Silver Grey

SANDSTONE CIRCLE KIT

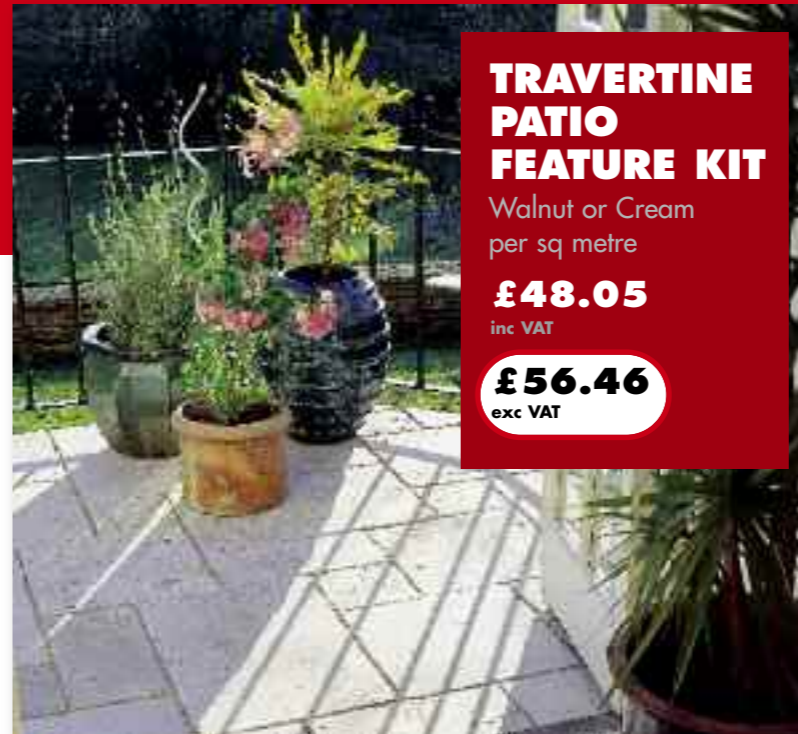


2460mm diameter
£285.95 EACH inc VAT
£243.36 EACH exc VAT

**TRAVERTINE
PATIO
FEATURE KIT**

Walnut or Cream
per sq metre

£48.05
 inc VAT
£56.46
 exc VAT



**SANDSTONE SETS
MIXED PACK**



Modac, Sunset Buff, Autumn Green or
Fossil Buff per sq metre
£46.39 inc VAT
£39.48 exc VAT

FENCING SUPPLIES



SUPAFENCE PANEL

Shown in main picture

BENEFITS:

A very heavy duty, robust panel
Larger framing, thicker slats
FSC certified product

1.83 x 1.8m **£22.50** EACH inc VAT

£19.14 EACH exc VAT

1.83 x 1.5m **£21.50** EACH inc VAT

£18.30 EACH exc VAT

FEATHEREDGE PANEL



1.83 x 1.8m **£38.41** EACH inc VAT

£32.69 EACH exc VAT

1.83 x 1.5m **£34.84** EACH inc VAT

£29.65 EACH exc VAT

ELITE ST MICHEL PANEL



1.8 x 1.8m **£59.95** EACH inc VAT

£51.02 EACH exc VAT



GRANGE GATES



LAP
0.9 x 1.82m

£64.33

EACH inc VAT

£55.00

EACH exc VAT



LEDGED & BRACED
0.9 x 1.82m

£42.30

EACH inc VAT

£36.00

EACH exc VAT



CLOSEBOARD
0.9 x 1.82m

£68.15

EACH inc VAT

£58.00

EACH exc VAT



ARCHED FEATHEREDGE
0.9 x 1.85m

£42.30

EACH inc VAT

£36.00

EACH exc VAT



BIC BALL TOP POST

50 x 50mm

£27.00 EACH inc VAT

£22.98 EACH exc VAT

BURBAGE IRON CRAFT



COURT FENCE PANEL 1.83 x 0.95m



MANOR FENCE PANEL 1.83 x 0.91m

£75.00

EACH inc VAT

£63.83

EACH exc VAT



ELITE H POST

2.4m

£15.86

EACH inc VAT

£13.50

EACH exc VAT



POST ANCHOR

75 x 75 x 600mm

£6.40

EACH inc VAT

£5.45

EACH exc VAT



SUPREMLITE GRAVEL BOARD

300 x 1800mm

£14.18

EACH inc VAT

£12.07

EACH exc VAT

SUPREMLITE SLOTTED POST

2360mm

£14.17

EACH inc VAT

£12.06

EACH exc VAT



CUPRINOL TIMBERCARE

£8.95

EACH inc VAT

£7.62

EACH exc VAT



POSTCRETE/ POST MIX

£5.10

EACH inc VAT

£4.34

EACH exc VAT



7.5 litre variety of colours



FENCING

OUTDOOR SPACES

Garage



REGIS OCTAGONAL GAZEBO



4.02 x 3.2m
£1,795.00 EACH inc VAT
£1,527.66 EACH exc VAT

BUDLEIGH HEXAGONAL GAZEBO

3.25 x 2.5m
£1,295.00 EACH inc VAT
£1,102.13 EACH exc VAT

SEATON 3 SIDED GAZEBO



Type A
 3.19 x 2.55m
£625.00 EACH inc VAT
£531.91 EACH exc VAT

LUZERN LEISURE CABIN

3 x 4m
£2,100.00 EACH inc VAT
£1,787.23 EACH exc VAT

LUZERN VERANDA

1.5 x 4m
£325.00 EACH inc VAT
£270.00 EACH exc VAT



BIG STORE/WORKSHOP

		Inc VAT	Ex VAT
9' x 9'	3 side windows	£734.38	£625.00
9' x 12'	4 side windows	£910.63	£775.00
9' x 15'	4 side windows	£998.75	£850.00
9' x 18'	6 side windows	£1,116.25	£950.00

GARAGE DOORS



BEAUMONT FRAMED 7066

Quality garage doors with a 10 year warranty

£475.00 EACH inc VAT
£404.25 EACH exc VAT

Pre-finished in a choice of colours



MODULAR SHED 8' x 6' Shiplap apex

£352.50 EACH inc VAT
£300.00 EACH exc VAT



MODULAR SHED 6' x 4' Shiplap apex

£235.00 EACH inc VAT
£200.00 EACH exc VAT



ARLEY SUMMERHOUSE 2.13 x 2.7 x 2.29m

£646.25 EACH inc VAT
£550.00 EACH exc VAT



WALL STORE 1.78 x 0.81 x 1.64m

£217.38 EACH inc VAT
£185.00 EACH exc VAT



SHERWOOD 7066 CANOPY FRAMED TIMBER EFFECT DOOR

£445.00 EACH inc VAT
£378.82 EACH exc VAT

GARADOR
The Garage Door People


PLANED SLEEPER



£31.73 EACH inc VAT

£27.00 EACH exc VAT

DECORATIVE FEATURES



BRADSTONE

STONE CHOICE



Mellow Cotswold



Trent Pink



Forest Green



Harvest Gold



Derby Grey



Celtic Plum Slate



Highland Pebbles



Lakeland Blue Slate



Weathered Flint



Scottish Cobbles



DECORATIVE STONE, PEBBLES & COBBLES

	Polybag		Jumbo Bag	
	inc VAT	Ex VAT	inc VAT	Ex VAT
Mellow Cotswold	£3.95	£3.36	£99.50	£84.68
Trent Pink	£3.95	£3.36	£99.50	£84.68
Forest Green	£3.95	£3.36	£125.00	£106.38
Harvest Gold	£3.95	£3.36	£99.50	£84.68
Derby Grey	£3.95	£3.36	£125.00	£106.38
Celtic Plum Slate	£3.95	£3.36	£125.00	£106.38
Lakeland Blue Slate	£3.95	£3.36	£125.00	£106.38
Weathered Flint	£5.95	£5.06	£175.00	£148.94
Highland Pebbles	£5.95	£5.06	£175.00	£148.94
Scottish Cobbles	£5.95	£5.06	£175.00	£148.94



DECORATIVE BARK CHIPS

£4.95
EACH inc VAT

£4.21
EACH exc VAT

MULTI PURPOSE COMPOST

£4.95
EACH inc VAT

£4.21
EACH exc VAT



PREMIUM QUALITY TOP SOIL

Bulk bag



£56.99
EACH inc VAT

£48.50
EACH exc VAT



HIGH QUALITY MULTI PURPOSE BARK

£56.99
EACH inc VAT

£48.50
EACH exc VAT

PREMIUM ORNAMENTAL PLAYGRADE BARK

£80.49
EACH inc VAT

£68.50
EACH exc VAT



CLASSIC TURF

1 sq metre roll

£2.95
EACH inc VAT

£2.51
EACH exc VAT



Minimum order 70 sq m. Please ask for terms on larger amounts. Perishable product - please read turf laying guide.



PLANTEX WEED CONTROL FABRIC

SMALL ROLL
1 x 15m

£14.95
EACH inc VAT

£12.72
EACH exc VAT

LARGE ROLL
2 x 25m

£48.95
EACH inc VAT

£41.66
EACH exc VAT



GLASS BOLLARD

£124.95
EACH inc VAT

£106.34
EACH exc VAT



Set of two

DRIVEOVER LIGHTS



CIRCULAR STAINLESS STEEL

130mm diameter

SQUARE STAINLESS STEEL

135mm diameter

£49.95
EACH inc VAT

£42.51
EACH exc VAT



6 STAINLESS STEEL WALKOVER LED LIGHTS

£89.95
EACH inc VAT

£76.55
EACH exc VAT

20m cable
white

- Complete set ready for immediate use: Easy DIY installation.
- Large 60mm diameter surface mounted light fittings.
- Each light fitting contains 5 powerful LED lamps.
- Frosted glass covers to evenly disperse the light output.
- You select the spacing between each light, simply clip on.
- Quality fittings, totally weatherproof: IP65 rated.
- Safe Low Voltage with 20 Meter cable run from transformer.
- LED's do NOT emit heat, safe to walkover.
- Diameter 60mm x Depth 68mm. Cut-out 41-44mm.

FIRST IMPRESSIONS



DRIVEWAY BLOCK PAVING

Charcoal or Brindle
50 or 60mm thick
per sq metre

£13.22
EACH inc VAT

£11.25
EACH exc VAT



CEMENTONE BLOCK RESIN

Wet Look or Matt Satin finish

£37.50
EACH inc VAT

£31.91
EACH exc VAT

5 litre




TDP 115 GEOTEXTILE

4.5 x 11.1m

£37.50
EACH inc VAT

£31.91
EACH exc VAT



BLOCK PAVING COVER

450 x 450 x 80mm

£39.95
EACH inc VAT

£34.00
EACH exc VAT

RUMBLE BLOCK PAVING



50mm thick
per sq metre

£22.62 EACH inc VAT

£19.25 EACH exc VAT



READY MADE CLASSIC BALUSTRADE PANEL 1800mm

£59.95
EACH inc VAT

£51.02
EACH exc VAT

CLASSIC NEWEL POST

£16.25 EACH inc VAT

£13.83 EACH exc VAT

CLASSIC SPINDLE

£1.59 EACH inc VAT

£1.35 EACH exc VAT



ACO GROUNDGUARD

585 x 385 x 38mm

£3.85 EACH inc VAT

£3.28 EACH exc VAT

DECKBOARD per metre



WINCHESTER



YORK



CANTERBURY

£2.29 inc VAT

£1.95
exc VAT

ACO HEXDRAIN

1m length

£11.69 EACH inc VAT

£9.95 EACH exc VAT



DECKING RESTORER

2.5 litre

£16.95
EACH inc VAT

£14.42
EACH exc VAT

ANTI-SLIP TREATMENT

2.5 litre

£20.95
EACH inc VAT

£17.83
EACH exc VAT



DRIVES & DECKING

**ALL FAITHFUL TOOLS
CARRY A 5 YEAR
MANUFACTURERS WARRANTY**



BUILDBASE RED WHEELBARROW

Pneumatic Tyre **£27.95** EACH inc VAT
85 litre **£23.78** EACH exc VAT



Faithful 2.5lb Club	£6.82 inc VAT	£5.80 exc VAT
Faithful 4lb Club	£8.45 inc VAT	£7.19 exc VAT
Faithful 7lb Pick	£18.51 inc VAT	£15.75 exc VAT
Faithful 7lb Sledge	£19.39 inc VAT	£16.50 exc VAT
Faithful 10lb Sledge	£21.74 inc VAT	£18.50 exc VAT
Faithful 3" Bolster	£6.76 inc VAT	£7.95 exc VAT
Faithful 4" Bolster	£7.61 inc VAT	£8.95 exc VAT



GORILLA/RHINO TUB

approx 26l	£4.61 EACH inc VAT
	£3.92 EACH exc VAT
approx 42l	£5.88 EACH inc VAT
	£5.00 EACH exc VAT
approx 75l	£10.75 EACH inc VAT
	£9.15 EACH exc VAT

FAITHFUL TOOLS



EARTH RAMMER

£22.95 EACH inc VAT
£19.53 EACH exc VAT

POST HOLE DIGGER

£17.95 EACH inc VAT
£15.28 EACH exc VAT

60" CROWBAR

£17.95 EACH inc VAT
£15.28 EACH exc VAT

30m HOSE & FITTINGS

£14.95 EACH inc VAT
£12.72 EACH exc VAT



SPIRIT LEVEL



600mm	£15.94 EACH inc VAT	£13.57 EACH exc VAT
1200mm	£23.44 EACH inc VAT	£19.95 EACH exc VAT

LANDSCAPE RAKE

£27.61 EACH inc VAT
£23.50 EACH exc VAT



TARMAC RAKE

£9.95 EACH inc VAT
£8.47 EACH exc VAT



THOR 3" RUBBER Mallet

£7.95 EACH inc VAT
£6.77 EACH exc VAT



BUILDBASE J-FLEX GLOVES

£2.64 EACH inc VAT
£2.25 EACH exc VAT



30m/100ft TAPE

£15.94 EACH inc VAT
£13.57 EACH exc VAT

BAHCO 21" BOW SAW

£12.49 EACH inc VAT
£10.63 EACH exc VAT




30" RATCHET ACTION LOPPERS

£15.22 EACH inc VAT
£12.95 EACH exc VAT



FOLDING SQUARE

£29.95 EACH inc VAT
£25.49 EACH exc VAT



FAITHFUL ALL STEEL TOOLS


Fork	£17.95 EACH inc VAT	£15.28 EACH exc VAT
Taper Mouth Shovel	£11.69 EACH inc VAT	£9.95 EACH exc VAT
Square Mouth Shovel	£11.69 EACH inc VAT	£9.95 EACH exc VAT



Grafting & Draining Shovels **£13.95** EACH inc VAT
£11.87 EACH exc VAT

FAITHFUL HEAVY DUTY SACK TRUCK

£47.93 EACH inc VAT
£40.79 EACH exc VAT



BUILDBASE

BRADSTONE

Range	Size Available	Shade	Each	
			exc VAT	inc VAT
OLD TOWN				
	300 x 300 x 40mm*	Grey-Green /	3.67	4.31
	300 x 450 x 40mm*	Weathered Limestone	5.13	6.03
	450 x 450 x 40mm*		7.16	8.41
	600 x 300 x 40mm*		6.79	7.98
	600 x 450 x 40mm*		9.93	11.67
	600 x 600 x 40mm*		13.24	15.56
	750 x 600 x 44mm*		19.65	23.09
	900 x 600 x 44mm*		23.61	27.74
	750 x 750 x 44mm*		24.54	28.83
Sun Circle	2800mm diameter*		343.02	403.05
Small Circle	2800mm diameter*	Grey-Green	297.86	349.99
		Weathered Limestone	297.86	349.99
Patia Feature Kit	2300 x 2800mm*	Grey-Green	250.96	294.88
	1400 x 4700mm*			
Patia Feature Kit	2300 x 2800mm*	Weathered Limestone	250.95	294.87
	1400 x 4700mm*			
Drainage Gully Straight	600 x 300 x 50mm*	Grey-Green /	9.45	11.10
Drainage Gully Straight	450 x 300 x 50mm*	Weathered Limestone	7.88	9.26
Drainage Gully Corner	300 x 300 x 50mm*		6.30	7.40
Bullnose Straight	450 x 300 x 40mm*		7.88	9.26
Bullnose External Corner	300 x 300 x 40mm*		4.73	5.56
Bullnose Internal Radius	450 x 450 x 40mm*		9.45	11.10
Bullnose 90 Internal Corner	300 x 300 x 40mm*		4.73	5.56
Bullnose Internal Angled Radius	450 x 450 x 40mm*		9.45	11.10
* includes 10mm joint widths				
OLD TOWN CONSERVATION PAVING				
	300 x 450 x 40mm*	Conservation	5.80	6.82
	450 x 450 x 40mm*		8.14	9.56
	600 x 450 x 40mm*		11.28	13.25
Patia Feature Kit	2700 x 2700mm*		341.94	401.78
CARPET STONES				
Straight	1200 x 400 x 40mm*	Charcoal	23.79	27.95
		Rustic Red	29.80	35.02
Circle (half)	1200 x 600 x 40mm*	Charcoal	44.02	51.72
		Rustic Red	42.45	49.88
Random	1200 x 600 x 30mm*	Grey-Green	31.46	36.97
Brick	1200 x 400 x 40mm*	Mellow Terracotta/	20.93	24.59
		Weathered Cotswold	20.93	24.59
MILLDALE PAVING				
	600 x 600 x 35mm*	Old Ivory /	10.56	12.41
	600 x 300 x 35mm*	Antique Chestnut /	5.90	6.93
	300 x 300 x 35mm*	Golden Sand /	3.20	3.76
	600 x 450 x 35mm*	Antique Grey /	7.98	9.38
	450 x 300 x 35mm*	Weathered Cotswold	4.44	5.22
	450 x 450 x 35mm*		5.68	6.67
Patia Feature Kit	2300 x 2800mm*		127.62	149.95
	1400 x 4700mm*			
Circle	2400mm* diameter		161.66	189.95
	3300mm* diameter		463.60	544.73
Octagon Feature Kit	2250x2250mm*		229.74	269.95
OLD RIVEN				
	300 x 450 x 35mm*	Autumn Bronze/	2.77	3.25
	450 x 450 x 35mm*	Autumn Gold/	3.62	4.25
	600 x 450 x 35mm*	Autumn Cotswold/	4.89	5.75
Circle	2400mm diameter*	Autumn Silver	198.56	233.31
Corner Accessory	2400mm diameter*		74.64	87.70
Feature Circle	1500mm diameter*		72.54	85.23
Feature Circle	1500mm diameter*		112.44	132.12
with corner accessory				
Gemini Circle Accessory Pack		Charcoal	135.24	158.91
* includes 10mm joint widths				
ANTIQUE NATURAL SANDSTONE				
Patia Feature Kit	4570 x 3340mm*	(See Bradstone brochure for shade availability)	640.92	753.08
Circle	2460mm* diameter		414.30	486.80
	3300mm* diameter		654.15	768.63
Octagon	2500 x 2500*mm		523.32	614.90
*includes 10-15mm joint widths				
NATURAL SANDSTONE				
Paving	900 x 600 x 25-40mm*	Fossil Buff/Sunset Buff/	21.34	25.07
	600 x 600 x 25-40mm*	Autumn Green/Modac/	14.37	16.88
	600 x 450 x 25-40mm*	Russett Brown/Silver Grey	10.82	12.71
	600 x 300 x 25-40mm*	(See Bradstone brochure for shade availability)	7.23	8.50
	300 x 300 x 25-40mm*		3.66	4.30
Patia Feature Kit	4570 x 3340mm*		340.38	399.95
Small Circle	2460mm diameter*		243.36	285.95
Large Circle	3300mm diameter*		627.44	737.24

BRADSTONE

Range	Size Available	Shade	Each	
			exc VAT	inc VAT
Setts - Mixed Pack				
	12 sq m pack*		473.76	556.67
Octagon Feature Kit	2500 x 2500mm*		251.87	295.95
Random Stepping Stone	450 x 300mm		7.84	9.21
NATURAL LIMESTONE				
Patia Feature Kit	4570 x 3340mm*	Azure/Blue Black	457.99	538.14
*includes 10-15mm joint widths				
WEATHERED RIVEN				
Paving	225 x 450 x 35mm*	Autumn Cotswold	2.56	3.01
	450 x 450 x 35mm*		4.04	4.75
	675 x 450 x 35mm*		7.42	8.72
PEAK PAVING				
Smooth	400 x 400 x 28mm	Grey	2.02	2.37
	400 x 400 x 28mm	Red/Buf	2.06	2.42
	450 x 450 x 32mm	Grey	2.11	2.48
	450 x 450 x 32mm	Red/Buf	2.24	2.63
	600 x 600 x 35mm	Grey	4.48	5.26
	600 x 600 x 35mm	Red/Buf	4.64	5.45
Riven	450 x 450 x 32mm*	Grey	1.69	1.99
	450 x 450 x 32mm*	Buf	1.69	1.99
	600 x 600 x 35mm*	Grey	4.63	5.44
	600 x 600 x 35mm*	Red/Buf	4.66	5.48
*includes 5-10mm joint widths				
NATURAL GRANITE				
Setts	200 x 100 x 100mm*	Silver Grey/	2.30	2.70
	200 x 100 x 50mm*	Dark Grey/Pink	1.27	1.49
	100 x 100 x 100mm*		1.34	1.57
	100 x 100 x 50mm*		0.89	1.05
Paving	300 x 300 x 25mm	Silver Grey	4.32	5.08
	600 x 300 x 25mm		8.52	10.01
	600 x 600 x 25mm		15.38	18.07
POLISHED NATURAL SANDSTONE				
Patia Feature Kit	15.3 sq metres*	Modac/Fossil Buff	654.82	769.41
*includes 5-10mm joint widths				
NATURAL TAVERTINE				
Patia Feature Kit	3700 x 3700 x 30mm	Cream/Walnut	657.78	772.89
TRAVERTINE (Concrete Version)				
	600 x 400 x 35mm*	Soft Beige	18.28	21.48
	400 x 400 x 35mm*		11.68	13.72
	400 x 200 x 35mm*		6.19	7.27
	200 x 400 x 35mm*		3.99	4.69
OLD TOWN CHELSEA COBBLE PAVING				
Random	450 x 450 x 40mm*	Grey-Green/	10.58	12.43
Side	450 x 450 x 40mm*	Weathered Limestone	10.58	12.43
Corner	450 x 450 x 40mm*		10.58	12.43
*includes 6-10mm joint widths				
TEXTURED				
	600 x 600 x 35mm	Grey/Red/Buf	8.96	10.53
	600 x 300 x 32mm		4.92	5.78
	300 x 300 x 32mm		3.49	4.10
	450 x 450 x 32mm		4.86	5.71
	450 x 450 x 32mm	Blue Black	5.02	5.90
Circle	2400mm diameter	Buf	181.54	213.31
PANACHE PAVING				
Smooth	400 x 400 x 40mm	Charcoal	10.20	11.99
Triangle	400 x 400 x 40mm		10.20	11.99
Film	400 x 400 x 40mm		10.20	11.99
Film Corner	400 x 400 x 40mm		10.20	11.99
Cadre	400 x 400 x 40mm		10.20	11.99
NATURAL SLATE				
Paving	300 x 300 x 18-23mm*	Blue-Black/Wijaya Gold	5.71	6.71
	600 x 300 x 18-23mm*		11.16	13.11
	600 x 600 x 18-23mm*		22.04	25.90
*includes 10-15mm joint widths				
GIRONE PAVING				
	300 x 450 x 40mm*	Gironde	5.77	6.78
	450 x 450 x 40mm*		7.96	9.35
	600 x 450 x 40mm*		11.09	13.03
	300 x 300 x 40mm*		4.08	4.79
	600 x 300 x 40mm*		7.56	8.88
	600 x 600 x 40mm*		14.77	17.35
Patia Feature Kit	2300 x 2800 x 40mm		273.14	320.94
Small Circle	2800mm diameter*		326.01	383.06
*includes 10-15mm joint widths				

BRADSTONE

Range	Size Available	Shade	Each	
			exc VAT	inc VAT
TILE PAVING				
	150 x 150 x 30mm*	Mellow Terracotta	2.05	2.41
	150 x 150 x 30mm*	Blue Black	3.19	3.75
	300 x 300 x 30mm*	Mellow Terracotta	4.34	5.10
	445 x 150 x 30mm*	Mellow Terracotta	3.90	4.58
Diamond				
*includes 10-15mm joint widths				
NATURAL SANDSTONE MOSAIC				
Straight	500 x 500 x 30mm*	Fossil Buff	23.99	28.19
Radius			23.99	28.19
*includes 10-15mm joint widths				
OLD TOWN WALLING				
Full Block	450 x 140 x 145mm*	Grey-Green /	5.64	6.63
Coping	460 x 195 x 45mm*	Weathered Limestone	4.70	5.52
MADOC WALLING				
Walling Blocks	580 x 100 x 140mm	Weathered Cotswold	4.04	4.75
Snecks	110 x 100 x 70mm	Grey	1.52	1.79
Coping	470 x 130 x 45mm*		3.72	4.37
MILLDALE WALLING				
Full Block	520 x 90 x 140mm*	Weathered Cotswold	4.85	5.70
Coping	470 x 160 x 40mm*		4.05	4.76
NATURAL SANDSTONE WALLING				
Mixed pack of 3 sizes	5.7 sq metres*	Fossil Buff/Autumn Green	566.04	665.10
*includes 10mm joint width				
Coping	600 x 160 x 40mm*		4.51	5.30
PITCHED WALLING				
Walling Blocks	215 x 90 x 63mm*	Grey / Buff	0.86	1.01
	290 x 90 x 63mm*		1.08	1.27
	290 x 90 x 136mm*		2.14	2.51
COUNTRYSTONE WALLING				
Walling Blocks	215 x 90 x 63mm*	Grey / Buff	0.85	1.00
	290 x 90 x 63mm*		1.10	1.29
	290 x 90 x 136mm*		2.41	2.83
COPING AND CAPS				
Textured Coping	580 x 136 x 50mm	Grey / Buff	4.22	4.96
	580 x 275 x 50mm		6.70	7.87
*includes 10mm joint width				
SCREEN WALL AND COPING				
Saddleback Coping	610 x 140mm	Off White	3.54	4.16
	610 x 280mm		6.39	7.51
Pyramid Pier Caps	305 x 305mm	Off White	5.34	6.27
	380 x 380mm		7.38	8.67
Leaf Screenwall	290 x 290mm	Off White	3.63	4.27
EDGING				
Tile on edge Straight	450 x 225 x 40mm	Mellow Terracotta	5.33	6.26
Tile on Edge Curved	600 x 225 x 40mm	Mellow Terracotta	6.91	8.12
Tile on Edge Corner	265 x 265 x 40mm	Mellow Terracotta	3.50	4.11
Natural Sandstone Edging	300 x 40 x 160mm	Fossil Buff/Autumn Green	4.51	5.30
		Modac		
Old Town Edging	450 x 50 x 200mm	Grey-Green/	4.04	4.75
		Weathered Limestone		
Citadel Edging	500 x 45 x 250mm	Weathered Cotswold	5.83	6.85
Rope Top Edging	450 x 50 x 160mm	Weathered Terracotta /	5.31	6.24
Corner Units	60 x 60 x 270mm	Blue Black / Terracotta	3.60	4.23
Scalloped	600 x 50 x 150mm	Grey / Buff / Red	2.96	3.48
Round Top	600 x 50 x 150mm	Grey / Buff / Red	2.58	3.03
Driveway	900 x 125 x 50mm	Grey	3.63	4.27
FEATURES				
Log Sleepers	250 x 250 x 40mm	Antique Brown	5.24	6.16
	600 x 250 x 40mm		7.88	9.26
	900 x 250 x 50mm		13.16	15.46
Log Stepping Stone	320mm diameter	Natural	7.00	8.23
Natural Sandstone Sphere	300mm diameter	Mixed Colours	39.51	46.42
	400mm diameter		100.87	118.52
	500mm diameter		247.35	290.64

STONEMARKET

Range	Size Available	Shade	Each	
			exc VAT	inc VAT
RIO PAVING				
	600 x 600 x 35mm	Sand/Shell/Storm	11.48	13.49
	600 x 300 x 35mm	(See Stonemarket brochure for shade availability)	7.79	9.15
	300 x 300 x 35mm		5.67	6.66
	450 x 450 x 35mm		6.13	7.20
5 Piece Cascade Wavest			59.47	69.88
5 Piece Cascade Straight Edge			59.47	69.88
Edging / Coping	600 x 136 x 50mm		5.4	

BUILDBASE

STONEMARKET						
Range	Size Available	Shade	Each			
			exc VAT	inc VAT		
ARCTIC GRANITE PAVING						
3-Size Project Pack	18.0 sq metres	Glacier	780.34	916.90		
		Midnight	921.76	1083.07		
		Sunrise	946.14	1111.71		
		Jade	887.76	1043.12		
		Blush	664.20	780.44		
Revolve Kit	5.75 sq metres	Glacier/Midnight	560.00	658.00		
		Glacier	176.04	206.85		
NATURAL SLATE WALLING						
Pack of Slate Walling			253.62	298.00		
COTSWOLD DRYSTONE WALLING						
Pack			264.21	310.45		
GRANITE SETTS						
	220 x 110 x 50mm	Silver	1.30	1.53		
		Beige	0.67	0.79		
	110 x 110 x 50mm	Red	0.67	0.79		
		Black	0.90	1.06		
	200 x 110 x 100mm	Silver	0.63	0.74		
		Silver	2.01	2.36		
	110 x 110 x 100mm		0.84	0.99		
	PAVIORS					
	Elemental Paviers - 3 Size Project Pack	10.2 sq metres	Chestnut	484.50	569.29	
Walnut			603.84	709.51		
Renaissance - 4 Size Project Pack	5.1 sq metre	Beech/Willow/Charcoal	571.00	670.93		
		Charcoal/Plum Brown	188.66	221.68		
Trident - Per Sq Metre	3.04m diameter	All Colours	31.56	37.08		
		All Colours	345.98	406.53		
Drivestone - 3 Size Project Pack	10.2 sq metres	All Colours	309.62	363.80		
		All Colours				
Pavilion - 6 Size Project Pack	10.6 sq metre	All Colours	336.83	395.78		
		All Colours	279.88	328.86		
Pennon - 4 Size Project Pack	10.9 sq metre	All Colours	279.88	328.86		
		All Colours				

BRADSTONE AGGREGATES					
Range	Size Available	Shade	Each		
			exc VAT	inc VAT	
10mm Golden Gravel			4.30	5.05	
			3.36	3.95	
10-20mm Harvest Gold			3.36	3.95	
			3.36	3.95	
14-20mm Mellow Cotswold			3.36	3.95	
			3.36	3.95	
14mm Derby Grey			7.33	8.61	
			8.75	10.28	
8-11mm Nordic Spar			3.36	3.95	
			4.30	5.05	
10-20mm Canterbury Spar			3.36	3.95	
			4.30	5.05	
14mm Treat Pink			3.36	3.95	
			4.30	5.05	
14mm Weathered Red			3.36	3.95	
			5.06	5.95	
20mm Weathered Flint			7.45	8.75	
			5.02	5.90	
8-11mm Multicolor			6.15	7.23	
			3.36	3.95	
20-40mm Swithland Green			3.36	3.95	
			3.36	3.95	
14mm Silver Granite			5.06	5.95	
			5.06	5.95	
20-40mm Lakehead Blue			5.06	5.95	
			5.06	5.95	
20-40mm Celtic Plum			5.06	5.95	
			5.06	5.95	
20-30mm Highland Pebbles			5.06	5.95	
			5.06	5.95	
80-100mm Scottish Cobbles			5.06	5.95	
			5.06	5.95	
BOULDERS, ROCKERY & MONOLITHS					
Powys Green Rockery			4.18	4.91	
			4.06	4.77	
Cotswold Rockery			3.78	4.44	
			5.24	6.16	
Derbyshire Rockery			5.61	6.59	
			5.20	6.11	
Northumbrian Red Rockery			5.20	6.11	
			5.20	6.11	
Lomond Boulders			5.20	6.11	
			5.20	6.11	
Swithland Green Slate Rockery			5.20	6.11	
			5.20	6.11	
Celtic Plum Slate Rockery			5.20	6.11	
			5.20	6.11	

GRANGE FENCING					
Range	Size Available	Shade	Each		
			exc VAT	inc VAT	
Supalence Panel	1.83 x 1.8m		19.14	22.50	
			18.30	21.50	
			23.89	28.07	

GRANGE FENCING					
Range	Size Available	Shade	Each		
			exc VAT	inc VAT	
Featheredge Trade Panel	1.83 x 0.9m		22.71	26.68	
			32.69	38.41	
			29.65	34.84	
			35.47	41.68	
			32.90	38.66	
			40.02	47.02	
			28.60	33.61	
			26.80	31.49	
			28.81	33.85	
			19.97	23.46	
Featheredge Dome	1.83 x 1.7m		21.32	25.05	
			21.12	24.82	
			26.66	31.33	
			30.76	36.14	
			29.25	34.37	
			39.04	45.87	
			21.95	25.79	
			64.44	75.72	
			51.02	59.95	
			49.30	57.93	
Highland Longwell	1.83 x 1.83m		67.11	78.85	
			81.25	95.47	
			70.47	82.80	
			77.27	90.79	
			60.93	71.59	
			62.18	73.06	
			82.89	97.40	
			49.75	58.46	
			21.22	24.93	
			8.52	10.01	
Highland Braemar	1.83 x 1.83m		13.50	15.86	
			22.13	26.00	
			20.39	23.96	
			16.62	19.53	
			13.55	15.92	
			9.78	11.49	
			7.32	8.60	
			57.53	67.60	
			45.41	53.36	
			29.34	34.47	
Highland Kilsbreck	1.83m x 1.51m		21.62	25.40	
			19.01	22.34	
			18.66	21.93	
			14.63	17.19	
			29.34	34.47	
			21.62	25.40	
			19.01	22.34	
			18.66	21.93	
			14.63	17.19	
			29.34	34.47	
Highland Aboyne	1.83m x 1.20m		21.62	25.40	
			19.01	22.34	
			18.66	21.93	
			14.63	17.19	
			29.34	34.47	
			21.62	25.40	
			19.01	22.34	
			18.66	21.93	
			14.63	17.19	
			29.34	34.47	
Highland Craftmore	1.83m x 1.83m		21.62	25.40	
			19.01	22.34	
			18.66	21.93	
			14.63	17.19	
			29.34	34.47	
			21.62	25.40	
			19.01	22.34	
			18.66	21.93	
			14.63	17.19	
			29.34	34.47	
Willow Panel	1.83m x 1.83m		21.62	25.40	
			19.01	22.34	
			18.66	21.93	
			14.63	17.19	
			29.34	34.47	
			21.62	25.40	
			19.01	22.34	
			18.66	21.93	
			14.63	17.19	
			29.34	34.47	
Willow Hurdle Panel	1.83m x 1.83m		21.62	25.40	
			19.01	22.34	
			18.66	21.93	
			14.63	17.19	
			29.34	34.47	
			21.62	25.40	
			19.01	22.34	
			18.66	21.93	
			14.63	17.19	
			29.34	34.47	
Elite Eyeatcher	1.83m x 0.61m		7.32	8.60	
			57.53	67.60	
			45.41	53.36	
			29.34	34.47	
			21.62	25.40	
			19.01	22.34	
			18.66	21.93	
			14.63	17.19	
			29.34	34.47	
			21.62	25.40	
Elite St Michel	1.83m x 0.32m		7.32	8.60	
			57.53	67.60	
			45.41	53.36	
			29.34	34.47	
			21.62	25.40	
			19.01	22.34	
			18.66	21.93	
			14.63	17.19	
			29.34	34.47	
			21.62	25.40	
Elite St Alban	1.83m x 1.83m		7.32	8.60	
			57.53	67.60	
			45.41	53.36	
			29.34	34.47	
			21.62	25.40	
			19.01	22.34	
			18.66	21.93	
			14.63	17.19	
			29.34	34.47	
			21.62	25.40	
Elite St Jacut	1.83m x 1.83m		7.32	8.60	
			57.53	67.60	
			45.41	53.36	
			29.34	34.47	
			21.62	25.40	
			19.01	22.34	
			18.66	21.93	
			14.63	17.19	
			29.34	34.47	
			21.62	25.40	
Elite St Cast	1.83m x 1.83m		7.32	8.60	
			57.53	67.60	
			45.41	53.36	
			29.34	34.47	
			21.62	25.40	
			19.01	22.34	
			18.66	21.93	
			14.63	17.19	
			29.34	34.47	
			21.62	25.40	
Elite St Cyprien	1.83m x 1.83m		7.32	8.60	
			57.53	67.60	
			45.41	53.36	
			29.34	34.47	
			21.62	25.40	
			19.01	22.34	
			18.66	21.93	
			14.63	17.19	
			29.34	34.47	
			21.62	25.40	
Elite St Briac	1.83m x 1.83m		7.32	8.60	
			57.53	67.60	
			45.41	53.36	
			29.34	34.47	
			21.62	25.40	
			19.01	22.34	
			18.66	21.93	
			14.63	17.19	
			29.34	34.47	
			21.62	25.40	
Elite St Servan	1.83m x 1.83m		7.32	8.60	
			57.53	67.60	
			45.41	53.36	
			29.34	34.47	
			21.62	25.40	
			19.01	22.34	
			18.66	21.93	
			14.63	17.19	
			29.34	34.47	
			21.62	25.40	
Elite St Lunois	1.83m x 1.83m		7.32	8.60	
			57.53	67.60	
			45.41	53.36	
			29.34	34.47	
			21.62	25.40	
			19.01	22.34	
			18.66	21.93	
			14.63	17.19	
			29.34	34.47	
			21.62	25.40	
Elite St Malo	1.83m x 1.83m		7.32	8.60	
			57.53	67.60	
			45.41	53.36	
			29.34	34.47	
			21.62	25.40	
			19.01	22.34	
			18.66	21.93	
			14.63	17.19	
			29.34	34.47	
			21.62	25.40	
Elite Palisade	1.83m x 1.83m		7.32	8.60	
			57.53	67.60	
			45.41	53.36	
			29.34	34.47	
			21.62	25.40	
			19.01	22.34	
			18.66	21.93	
			14.63	17.19	
			29.34	34.47	

LONDON & SOUTH EAST

BARKING BSG BUILDBASE
Tel: 020 8592 8282 Fax: 020 8592 8288

BASILDON BSG BUILDBASE
Tel: 01268 729266 Fax: 01268 728187

BEXLEYHEATH DEBEN BUILDBASE
Tel: 020 8304 3567 Fax: 020 8298 0201

BRAINTREE BRAINTREE BUILDBASE
Tel: 01376 322944 Fax: 01376 550046

BRENTWOOD BSG BUILDBASE
Tel: 01277 233323 Fax: 01277 232878

CHESSINGTON DEBEN BUILDBASE
Tel: 020 8974 1065 Fax: 020 8974 1751

CRAWLEY CRAWLEY BUILDBASE
Tel: 01293 614114 Fax: 01293 560888

CROYDON DEBEN BUILDBASE
Tel: 020 8681 2911 Fax: 020 8680 4151

DISS CTS BUILDBASE
Tel: 01379 608166 Fax: 01379 608375

DOVER COASTAL BRICK BUILDBASE
Tel: 01304 827722 Fax: 01304 827733

HARLOW HARLOW BUILDBASE
Tel: 01279 624700 Fax: 01279 624701

FARNHAM DAYS BUILDBASE
Tel: 01252 714604 Fax: 01252 737109

HADLEIGH HADLEIGH BUILDBASE
Tel: 01473 822318 Fax: 01473 824953

HAVERHILL PBM BUILDBASE
Tel: 01440 702453 Fax: 01440 706214

HEATHROW HEATHROW BUILDBASE
Tel: 01784 253221 Fax: 01784 241728

HIGHGATE BOND & WHITE BUILDBASE
Tel: 020 8883 9722 Fax: 020 8444 5146

IPSWICH HOLDEN BUILDBASE
Tel: 01473 274411 Fax: 01473 321199

KINGSWOOD DEBEN BUILDBASE
Tel: 01737 360236 Fax: 01737 370595

NEW SOUTHGATE DEBEN BUILDBASE
Tel: 020 8361 3637 Fax: 020 8368 7708

NORWICH NORWICH BUILDBASE
Tel: 01603 599099 Fax: 01603 599098

PARK ROYAL LBS BUILDBASE
Tel: 020 8453 0880 Fax: 020 8453 0990

PECKHAM ABBEY ROSE BUILDBASE
Tel: 020 7639 0138 Fax: 020 7732 5150

ROCHFORD BSG BUILDBASE
Tel: 01702 544212 Fax: 01702 548387

STEVENAGE ELMES BUILDBASE
Tel: 01438 369201 Fax: 01438 743258

STOKE NEWINGTON DEBEN BUILDBASE
Tel: 020 7254 1117 Fax: 020 7249 4535

STOWMARKET STOWMARKET BUILDBASE
Tel: 01449 778444 Fax: 01449 778449

SUDBURY MARTIN BUILDBASE
Tel: 01787 373617 Fax: 01787 373146

WELWYN GARDEN CITY DEBEN BUILDBASE
Tel: 01707 335502 Fax: 01707 373209

WEST WICKHAM DEBEN BUILDBASE
Tel: 020 8776 0222 Fax: 020 8777 2831

MIDLANDS

ASHBY DE LA ZOUCH TAYLORS BUILDBASE
Tel: 01530 416362 Fax: 01530 411033

ALFRETON LAKES BUILDBASE
Tel: 01773 832695 Fax: 01773 520987

ASHBOURNE LAKES BUILDBASE
Tel: 01335 343145 Fax: 01335 343725

BELPER LAKES BUILDBASE
Tel: 01773 822804 Fax: 01773 823196

BIRMINGHAM EDWARDS BUILDBASE
Tel: 0121 766 6999 Fax: 0121 773 7857

BURTON ON TRENT ROBINSON BUILDBASE
Tel: 01283 565021 Fax: 01283 569240

COALVILLE TAYLORS BUILDBASE
Tel: 01530 832064 Fax: 01530 510437

COVENTRY BAILEY BUILDBASE Gulson Rd
Tel: 024 7663 4000 Fax: 024 7652 5597

COVENTRY BAILEY BUILDBASE Lythalls Lane
Tel: 024 7666 8000 Fax: 024 7663 7583

CRADLEY HEATH EDWARDS BUILDBASE
Tel: 01384 638888 Fax: 01384 410572

DERBY LAKES BUILDBASE
Tel: 01332 349083 Fax: 01332 290178

DERBY LAKES BUILDBASE PLUMBING
Tel: 01332 349583 Fax: 01332 294370

EARL SHILTON EDWARDS BUILDBASE
Tel: 01455 848823 Fax: 01455 840256

HATTON HATTON BUILDBASE
Tel: 01283 520315 Fax: 01283 520094

KENILWORTH BAILEY BUILDBASE
Tel: 01926 851155 Fax: 01926 851596

KINGS NORTON EDWARDS BUILDBASE
Tel: 0121 433 3440 Fax: 0121 433 3476

LEICESTER KENDALL BUILDBASE
Tel: 0116 260 2715 Fax: 0116 269 6200

LEICESTER ROLLINGS BUILDBASE
Tel: 0116 276 0275 Fax: 0116 246 0554

LUDLOW EDWARDS BUILDBASE
Tel: 01584 711777 Fax: 01584 711644

MARCH EDWARDS BUILDBASE
Tel: 01354 653132 Fax: 01354 650568

MARKET HARBOROUGH EDWARDS BUILDBASE
Tel: 01858 462579 Fax: 01858 462994

NEC EDWARDS BUILDBASE EXHIBITION SUPPLIES
Tel: 0121 780 2428 Fax: 0121 780 4208

NOTTINGHAM NOEL CLAY BUILDBASE
Tel: 0115 938 2283 Fax: 0115 945 9270

NUNEATON BAILEY BUILDBASE
Tel: 024 7664 1641 Fax: 024 7664 1775

REDDITCH EDWARDS BUILDBASE
Tel: 01527 67567 Fax: 01527 64564

RUSHDEN TOSELANDS BUILDBASE
Tel: 01933 314703 Fax: 01933 317023

SHREWSBURY HINDS BUILDBASE
Tel: 01743 232048 Fax: 01743 366388

STRATFORD UPON AVON BAILEY BUILDBASE
Tel: 01789 414841 Fax: 01789 415144

SWADLINCOTE LAKES BUILDBASE
Tel: 01283 221818 Fax: 01283 550364

TAMWORTH TAME VALLEY BUILDBASE
Tel: 01827 281935 Fax: 01827 260634

TELFORD BRISTOW BUILDBASE
Tel: 01952 613561 Fax: 01952 616555

THRAPSTON EDWARDS BUILDBASE
Tel: 01832 734495 Fax: 01832 732317

WALSALL EDWARDS BUILDBASE
Tel: 01922 710777 Fax: 01922 710037

WISBECH EDWARDS BUILDBASE
Tel: 01945 584491 Fax: 01945 475121

WISBECH TOTAL BUILDBASE
Tel: 01945 467825 Fax: 01945 467826

WORCESTER BULLOCK BUILDBASE
Tel: 01905 354160 Fax: 01905 353987

CENTRAL & SOUTH

ANDOVER ANDOVER BUILDBASE
Tel: 01264 341200 Fax: 01264 339623

AYLESBURY AYLESBURY BUILDBASE
Tel: 01296 619080 Fax: 01296 619089

BASINGSTOKE BASINGSTOKE BUILDBASE
Tel: 01256 352222 Fax: 01256 345951

BUCKINGHAM BUCKINGHAM BUILDBASE
Tel: 01280 817517 Fax: 01280 822845

GOSPORT DAYS BUILDBASE
Tel: 023 9251 0177 Fax: 023 9252 2830

HIGH WYCOMBE WRIGHT BUILDBASE
Tel: 01494 565600 Fax: 01494 565601

MILTON KEYNES MILTON KEYNES BUILDBASE
Tel: 01908 644222 Fax: 01908 270243

NEWBURY FKS BUILDBASE
Tel: 01635 573700 Fax: 01635 528278

OXFORD JOHNSONS BUILDBASE Botley
Tel: 01865 255730 Fax: 01865 255731

OXFORD JOHNSONS BUILDBASE Cowley
Tel: 01865 787701 Fax: 01865 747594

POOLE DAYS BUILDBASE
Tel: 01202 735735 Fax: 01202 738838

PORTSMOUTH DAYS BUILDBASE
Tel: 023 9266 2261 Fax: 023 9266 6497

SANDY EASTAFF BUILDBASE
Tel: 01767 691652 Fax: 01767 691069

THEALE LAFFORD BUILDBASE
Tel: 0118 9323700 Fax: 0118 9323202

WANTAGE WANTAGE BUILDBASE
Tel: 01235 771128 Fax: 01235 771132

WEST & SOUTH WEST

CALNE CMA BUILDBASE
Tel: 01249 812864 Fax: 01249 814937

CHELTENHAM CHELTENHAM BUILDBASE
Tel: 01242 546080 Fax: 01242 546099

CIRENCESTER CIRENCESTER BUILDBASE
Tel: 01285 888120 Fax: 01285 888129

GLOUCESTER GBS BUILDBASE
Tel: 01452 317900 Fax: 01452 309609

KILCOT GBS BUILDBASE
Tel: 01989 720900 Fax: 01989 720854

MALMESBURY NURDEN BUILDBASE
Tel: 01666 823518 Fax: 01666 824810

MELKSHAM MELKSHAM BUILDBASE
Tel: 01225 791666 Fax: 01225 792288

SWINDON DAYS BUILDBASE
Tel: 01793 695252 Fax: 01793 513768

SWINDON WBS BUILDBASE
Tel: 01793 481447 Fax: 01793 513490

WESTON SUPER MARE SLOCOMBE BUILDBASE
Tel: 01934 626503 Fax: 01934 635334

WELLINGTON WELLINGTON BUILDBASE
Tel: 01823 660567 Fax: 01823 664182

YEOVIL YEOVIL BUILDBASE
Tel: 01935 383300 Fax: 01935 383301

NORTH

BARNESLEY BMB BUILDBASE
Tel: 01226 730400 Fax: 01226 730600

CHESTERFIELD BMB BUILDBASE
Tel: 01246 232402 Fax: 01246 235252

DONCASTER BMB BUILDBASE
Tel: 01302 820323 Fax: 01302 820324

HARROGATE PBS BUILDBASE
Tel: 01423 889947 Fax: 01423 880832

MANSFIELD AIZLEWOODS BUILDBASE
Tel: 01623 420121 Fax: 01623 420384

PONTEFRAC BMB BUILDBASE
Tel: 01977 795114 Fax: 01977 798812

ROTHERHAM AIZLEWOODS BUILDBASE
Tel: 01709 365686 Fax: 01709 362365

SOUTH KIRKBY BMB BUILDBASE
Tel: 01977 642265 Fax: 01977 648876

WAKEFIELD WAKEFIELD BUILDBASE
Tel: 01924 376821 Fax: 01924 362018

WOMBWELL AIZLEWOODS BUILDBASE
Tel: 01226 340010 Fax: 01226 340446

NORTH WEST

BOLTON CASTLE BUILDBASE
Tel: 01204 577775 Fax: 01204 575640

BOLTON EBM BUILDBASE
Tel: 01204 493961 Fax: 01204 846659

CREWE CASTLE BUILDBASE
Tel: 01270 212121 Fax: 01270 211266

LONGRIDGE BUXTON BUILDBASE
Tel: 01772 783437 Fax: 01772 785797

MARKET DRAYTON HAWKESFORD BUILDBASE
Tel: 01630 652481 Fax: 01630 655489

NANTWICH NANTWICH BUILDBASE
Tel: 01270 610500 Fax: 01270 611284

NEWCASTLE UNDER LYME NEWCASTLE BUILDBASE
Tel: 01782 617354 Fax: 01782 712534

NORTHWICH NORTHWICH BUILDBASE
Tel: 01606 42414 Fax: 01606 43801

ORMSKIRK HUNTER BUILDBASE
Tel: 01695 576911 Fax: 01695 570489

PRESTON THOMPSON BUILDBASE Stocks Rd
Tel: 01772 728826 Fax: 01772 723391

PRESTON THOMPSON BUILDBASE Miller Rd
Tel: 01772 704848 Fax: 01772 651260

SOUTHPORT HUNTER BUILDBASE
Tel: 01704 566121 Fax: 01704 566154

STOKE ON TRENT RHEAD BUILDBASE
Tel: 01782 599550 Fax: 01782 599551

STOCKPORT AXON BUILDBASE
Tel: 0161 428 0314 Fax: 0161 491 0844

SWINTON COOPER BUILDBASE
Tel: 0161 793 6600 Fax: 0161 727 8118

WIGAN PICTON BUILDBASE
Tel: 01942 725658 Fax: 01942 728807

SCOTLAND

ABERDEEN FLEMING BUILDBASE
Tel: 01224 258200 Fax: 01224 825377

AIRDRIE GOLDIE BUILDBASE
Tel: 01236 764884 Fax: 01236 747404

ARBROATH R & M BUILDBASE
Tel: 01241 430003 Fax: 01241 430534

BANCHORY FLEMING BUILDBASE
Tel: 01330 820118 Fax: 01330 820119

CAMPBELTOWN ARGYLL BUILDBASE
Tel: 01586 551670 Fax: 01586 551709

CUMBERNAULD MBT BUILDBASE
Tel: 01236 454454 Fax: 01236 454054

DUNDEE BELL & SIME BUILDBASE
Tel: 01382 730630 Fax: 01382 739639

FALKIRK CARRON BUILDBASE
Tel: 01324 563311 Fax: 01324 563301

GRANGEMOUTH FLEMING BUILDBASE
Tel: 01324 665444 Fax: 01324 485490

INVERNESS FLEMING BUILDBASE
Tel: 01463 233013 Fax: 01463 220794

ISLE OF ISLAY ISLAY BUILDBASE*
Tel: 01496 302234 Fax: 01496 302456

KIRKCALDY FIFE BUILDBASE
Tel: 01592 202592 Fax: 01592 204647

LAW DAVIE BUILDBASE
Tel: 01698 351234 Fax: 01698 351686

SHETLAND HAY & CO BUILDBASE*
Tel: 01595 693057 Fax: 01595 696037

ORKNEY FLEMING BUILDBASE*
Tel: 01856 875725 Fax: 01856 875735

WHITBURN WHITBURN BUILDBASE
Tel: 01501 741316 Fax: 01501 744007

WALES

ABERFAN DAYS BUILDBASE
Tel: 01443 690221 Fax: 01443 692974

OPENING SOON IN

BOW, EVESHAM, EXETER,
THETFORD and RADSTOCK

* Prices in this offer DO NOT apply in Orkney, Shetland & Islay.