

Drayton

Digistat +RF

Room Thermostat Wireless

Models: RF601

QUICK RF COMMISSIONING GUIDE

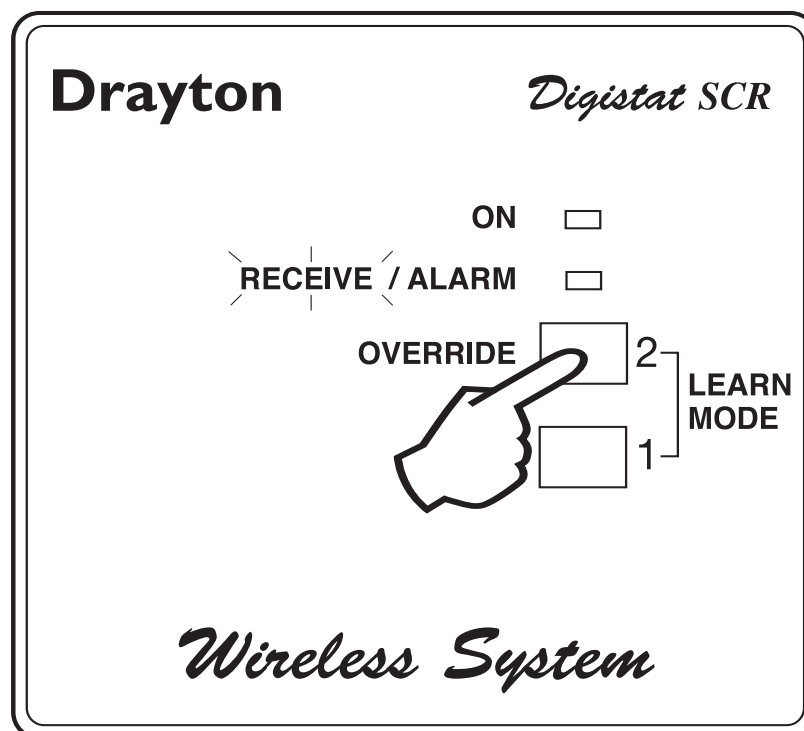
Drayton Digistat + RF Wireless System

WARNING

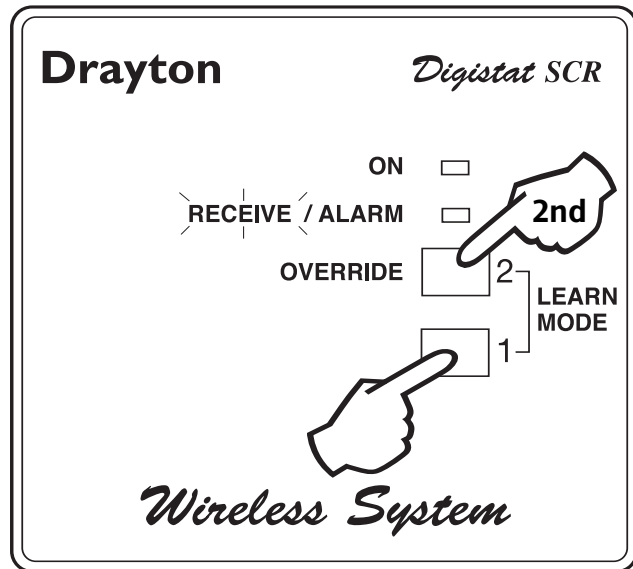
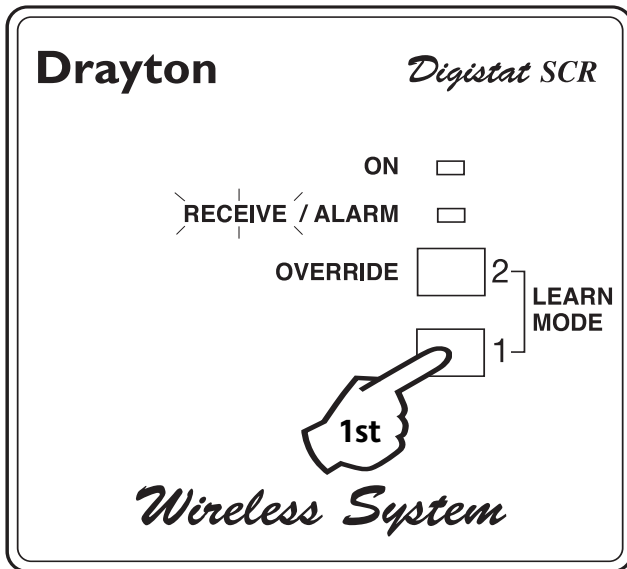
If you do not have the knowledge to install the SCR safely then you must arrange for a competent electrician to install it for you. Wiring must conform to the current IEE regulations.

Prior to commencing the installation you must ensure the mains supply is switched off.

1. Do not install the Digistat +RF transmitter until after you have completed the commissioning process.
2. Pull down the battery drawer in the Digistat unit and the screen will go blank.
3. Turn off the power supply to the SCR receiver unit and leave for 5 seconds.
4. Turn the power back on to the SCR unit and check red light is on.
5. To check the SCR is wired correctly, press the override button No.2 once and check the green light comes on and boiler fires.



6. Put the SCR unit into its learn mode. Press & hold down button No.1 (Keep depressed), then press No.2 and keep depressed
{The Red LED light will flash a couple of times and then it will go out}



7. Now release both the buttons – *{the two LED lights should be on}*
8. Get the Digistat + RF transmitter unit and stand two metres away from the SCR unit with the Digistat unit in your hand.
9. Slide the battery drawer back into the transmitter unit.
10. The Red LED light will now flash for approx. 7 seconds to tell you that the two units are initialising. This confirms that the radio signal is being sent and received.
11. The Digistat +RF transmitter unit can now be fixed to the wall.

Congratulations, you have completed the commissioning process.

This data sheet is intended as a quick commissioning guide.
 If you require further details please refer to the full set of commissioning instructions which come with the units or alternatively please ring our technical services team on 0845 130 7722 for a full set of instructions

Invensys Controls Europe

Customer Service Tel: 0845 130 5522

Customer Service Fax: 0845 130 0622

Technical Helpline Tel: 0845 130 7722

Website: www.draytoncontrols.co.uk

Email: customer.care@invensys.com

Quick Commissioning Guide 06490119001 IssB

