

## How to reset your Greenstar CDi SE code

### SE code displayed on a Greenstar CDi boiler.

The SE code which appears on the boilers display is not a fault, it is a method of indicating the burner has run for a period of time and the boiler should be checked when convenient.

The SE function is to advise you that the boiler requires an annual combustion and safety check. SE is displayed when the burner has run for 2324 hours, this is thought to be the average burner run time over a 12 month period. The function can be easily reset but not removed by entering service mode 5A, see procedure below and illustrated right.

1. Press the spanner button for approximately 10 seconds, the button will light up orange and when the button is released the display will show 1.A.
2. Press the eco button repeatedly until the display shows 5A.
3. Press the chimney sweep button briefly, the button will light up orange.
4. 00. will appear in the screen, press the eco button once.
5. Press the chimney sweep button until brackets [ ] appear in the screen.
6. Press spanner button to leave service mode. The boiler will be back in normal mode.

As previously mentioned the SE code should not appear until 12 months after installation. If it does appear early, it means the burner has been running longer than expected. Probably at a lower output and usually at a higher efficiency. You will not need to get the boiler checked early.


[www.worcester-bosch.co.uk](http://www.worcester-bosch.co.uk)

Worcester, Bosch Group, Cotswold Way, Warndon, Worcester WR4 9SW. Tel. 01905 754624 Fax. 01905 754619.


Worcester, Bosch Group is a trading name of BBT Thermotechnology UK Ltd. TECHNICAL: 08705 266241 SERVICE: 08457 256206

**PRESS FOR 10 SECONDS UNTIL BUTTON GLOWS ORANGE THEN RELEASE**


**1.A. APPEARS ON SCREEN**




**PRESS REPEATEDLY UNTIL 5 A. APPEARS ON SCREEN**




**PRESS BRIEFLY BUTTON GLOWS ORANGE 00. APPEARS ON SCREEN**



**PRESS ONCE**



**PRESS AND HOLD UNTIL BRACKETS APPEAR ON SCREEN BRACKETS DISAPPEAR WHEN BUTTON RELEASED**



**PRESS TO LEAVE SERVICE MODE BUTTONS RETURN TO NORMAL BOILER RETURNS TO NORMAL FUNCTION SHOWING BOILER TEMPERATURE**

The number displayed may differ depending on actual boiler temp